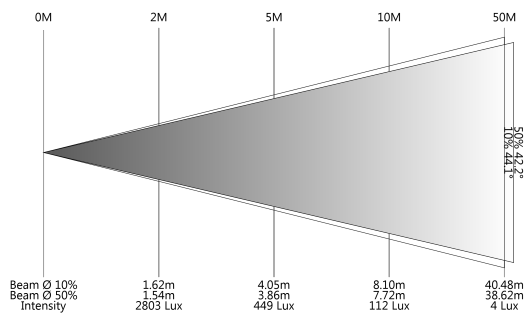


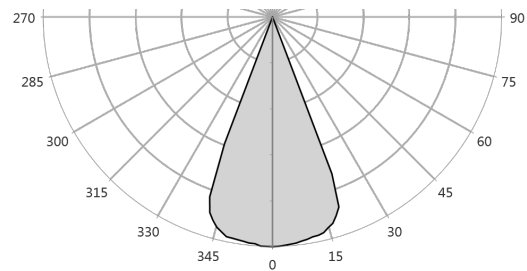
**Manufacturer** SGM  
**Luminaire** G-profile max Red peak  
**Measurement Date** 20-05-2017  
**Power Consumption** 341 W  
**Light Output** 4 663 lm  
**Field Angle** 44.1 deg  
**Beam Angle** 42.2 deg



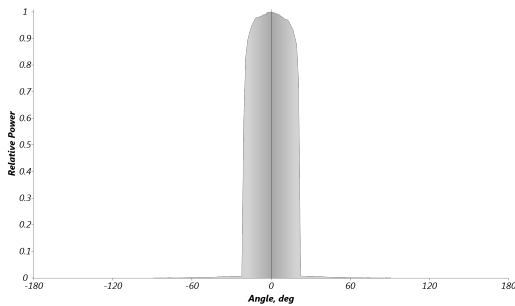
Lux Diagram



Polar Distribution



Beam Profile



Spectral Distribution

